

Racebook Edition 2026

Races S-M-L

Programme & access

PAGE 2

Pre-race organization

PAGE 3

Equipment

PAGE 4

Race schedules

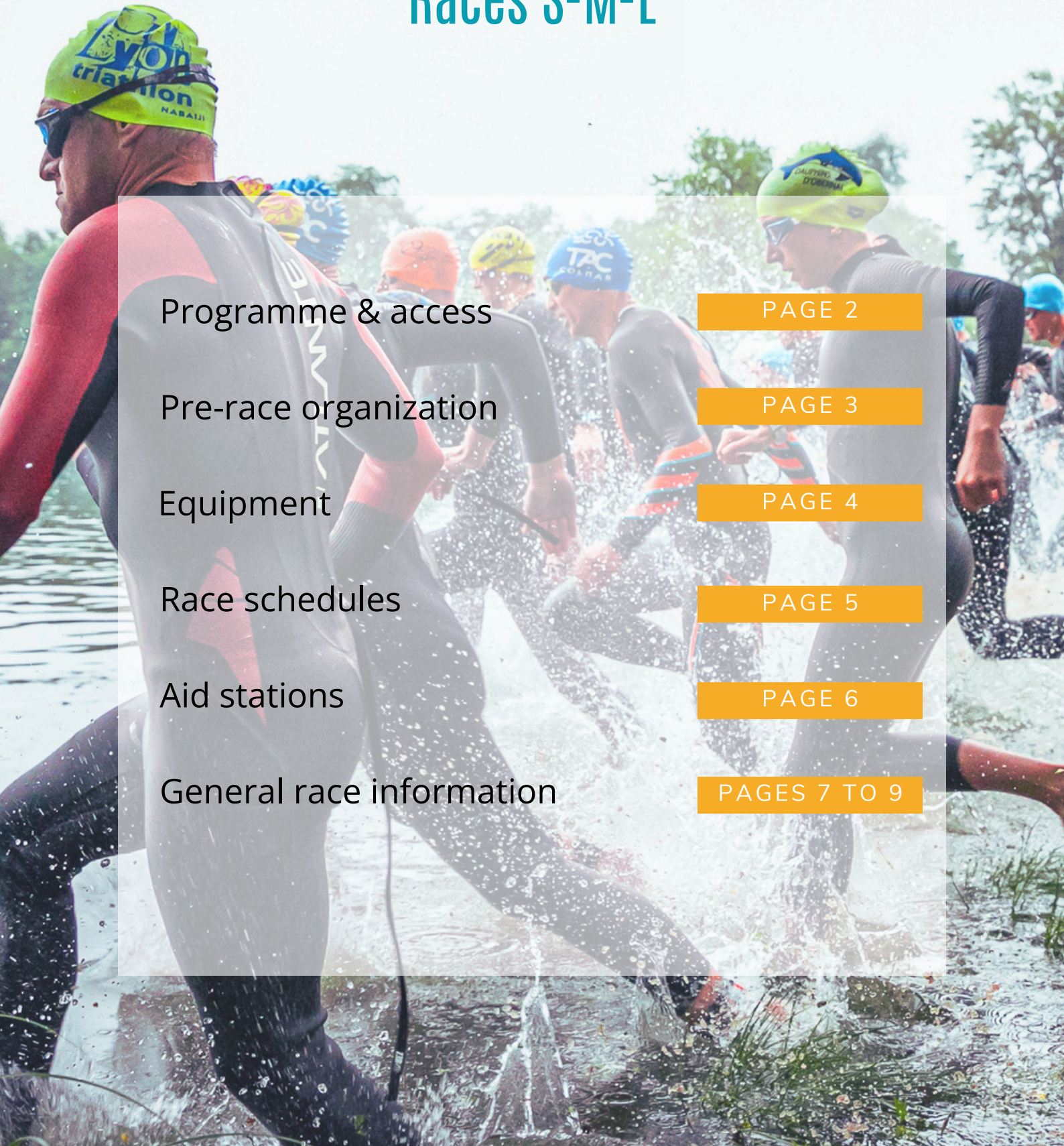
PAGE 5

Aid stations

PAGE 6

General race information

PAGES 7 TO 9



Programme & access

Saturday programme:

- **3:40pm to 7pm** : XS & Trikids races in Benfeld
- **2:15pm to 6pm** : Bib collection S-M-L in Obernai and drop off run bag
- **7:15pm** : Awards ceremony for the XS and Trikids races at Benfeld lake
- **Non-stop** : Drinks & food at Benfeld lake

Sunday programme:

- **7:30am to 10:30am** : Bib collection S-M-L in Obernai and drop off run bag
- **9:15am to 1pm** : Races starts at Benfeld lake (swim, bike)
- **2:15pm** : Awards ceremony format S in Obernai
- **4:30pm** : Awards ceremony format L in Obernai
- **5pm** : Awards ceremony format M in Obernai



Access and parking in Obernai and Benfeld
+ Traffic map Obernai ↔ Benfeld

Available at: <https://triathlon-obernai.fr/acces/>

Warning: it is forbidden to drive on the race route between Valff and Westhouse from 8:00 a.m. to 2:00 p.m. For everyone's safety, please use the "car route" via Schaeffersheim / Niedernai.

Please read the event regulations at:
<https://triathlon-obernai.fr/reglement/>

Pre-race organization

1. Bib collection

Saturday 2:15pm to 6pm and Sunday 7:15am to 10:30am.

 Salle des fêtes d'Obernai 67210
n°3 Rempart Maréchal Foch

- Bring a triathlon license or an identity document for non-triathlon licensees.
- Bib collection possible for a third person subject to complete file and to have their triathlon license or identity document (copy or digitized).

2. Pick-up of prizes

At the shop located within the Exhibitors' area, only if the "goodies" option was selected during registration.

- Upon presentation of the race bib envelope.
- Subject to availability, items can also be purchased and paid for in cash, by cheque, or by card.

3. Transition area in Obernai

Run bags handed on Saturday and Sunday at the entrance to the transition area in Obernai are dropped off at the location in transition area by the organizers.

4. Transition area in Benfeld

- **L format:** Equipment (helmet, shoes, belt, etc.) must be placed on the bike; nothing may be left on the ground. The remaining items must be put in the bag hung on the rack at the swim exit.
- **S and M formats:** Only the strictly necessary items for the race are placed with the bike in the numbered space, without spilling over into the adjacent space.

You don't start after picking up your bib? **Return your bib and wristband with the chip.** Avoid searches that delay the release of results.

TO GO TO THE STAR AT BENFELD LAKE:

There are no shuttle. From Obernai it is best to get there by bike (16km flat). Informal gathering on the south side of the Obernai transition area in front of the Skate Park. Free movement: do not ride more than 2 abreast.
(Self-service water bottles can be refilled at the Benfeld lake)

Dedicated parking areas are provided for each race. Please check the access maps on our website: <https://triathlon-obernai.fr/acces/>

Equipment

CONTENTS OF THE BIB KIT	S	M	L	Relay
Stickers kit (helmet, bike, bag...)	1	1	1	1
Run bag (deposit in Obernai)	Green	Red	Blue	*

TAKE TO THE SWIM START	S	M	L	Relay
Bib	1	1	1	1
Ankle bracelet & chip	1	1	1	1
Bag for return Benfeld <> Obernai per organization	1	1	1	*

* If a 2-person relay.

Practical Informations - Swim suit

Swim suit rental Zoggs (online booking required before 28/05)

Pick-up: at bib collection in Obernai on Saturday from 3pm to 6pm. or Sunday from 8:30am to 11am. Return: on Sunday in Obernai at the Zoggs stand from 12pm to 6pm.



- Swim suit **mandatory** if water temperature <math><16^{\circ}</math>
- **Allowed** if water temperature is between - **Forbidden** if water temperature

Practical Informations - Swim cap

A swim cap is mandatory. It may be personal or purchased at the Triathlon shop in Obernai or Benfeld.

Race schedules

	S		M		L
	Women & relay	Men	Women & relay	Men	All categories
Distances in km	0,55 24 4,8 km		1,4 46 9,6 km		2,1 82 19,2 km
Opening / closing of transition area #2 in Obernai	7:30am / 9:30am		7:30am / 10:45am		7:30am / 8:30am
Opening / closing of transition area (TA) in Benfeld	9:30am / 10:15am TA Est		11am/12pm TA Est	11am/12:45pm TA West	8:15am/9am TA West
Race briefing	10:10am	10:20am	12:05pm	12:50pm	9:05am
Start	10:20am	10:30am	12:15pm	13pm	9:15am
Latest time for bike start	10:45am	10:55am	13:10pm	13:55pm	10:25am
Latest time for run start	12:05pm		16:20pm		14:30pm
Latest time for bike start lap 2					15:40pm
Award ceremony	14:15pm in Obernai		17pm in Obernai		16:30pm in Obernai
Bike recovery	12:05pm to 13:30pm		16:20pm to 18pm		15pm to 18pm



Aid stations

	Location	Content
Bike	Ste Odile : km 29 (L) direction Hohwald	Solid, filling personal water bottles with water & Hydrixir energy drink
	Col de la Charbonnière : km 47 (L)	Solid, filling personal water bottles with water & Hydrixir energy drink + filled bottles
	Ste Odile sommet : km 65 (L), km 30 (M)	Solid, filling personal water bottles with water & Hydrixir energy drink
Run	km 0,1	Sweet, savoury solids, fruit, water & energy drink
	km 2,3 (L & M)	Water & energy drink - no solid
	km 2,6 (S)	Solids, fruit, water & energy drink, salty
	km 4,2 (L & M)	Solids, fruit, water & energy drink, salty
	km 7,2 (L & M), km 2,6 (S)	Solids, fruit, water & energy drink, salty
Finish	Finish rest area	Solids, fruit, water & various drink, salty



General race information

Acces to start at Benfeld lake:

- Bike compliant and identified with the sticker
- Helmet on head,
- Chin strap closed Bib attached to the belt with 3 points
- Chip attached to the left ankle
- Sticker on left arm or leg (L format)
- Swim cap
- Bag for repatriation to Obernai by the organization
- The organization marks your arm (S and M)
- The refereeing judges verifies your compliance

Numbering of bike pitch:

Numbering from 1 to 600 in the direction of travel and without even or odd sides

For the M and L it is necessary to remove the 1st digit of the bib number.

Examples: Bib number M 1428 = pitch 428

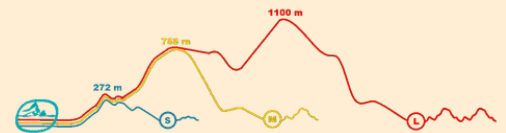
Bib L 2065 = pitch 65

ROUTES:

<https://triathlon-obernai.fr/triathlon-s/>

<https://triathlon-obernai.fr/triathlon-m/>

<https://triathlon-obernai.fr/triathlon-l/>



In the event of a withdrawal, **please inform the referees or volunteers at the finish line by handing them your timing chip.** This helps speed up the publication of results by avoiding unnecessary searches.

General race information



Swim

- Warm up possible in the dedicated area up to 10 minutes before the start and outside the races in progress
- Departure: Arrive at the start at H-10 mn for the briefing. Swimming cap on the head, bracelet/chip on the left ankle Course:
- The buoys are always on the right. 1 Australian-style outing for the M & 2 Australian-style outings for the L.

Swim > bike transition

- S&M: Change at location – nudity not allowed
- L: Change under marquees and separate men & women
- The numbered bag containing your belongings is repatriated to Obernai by the organization. **The remaining cases are considered as waste.**
- For the relay teams, the chip bracelet on the ankle serves as a handover to the designated location in the transition areas.

Exceeding the time limit for the start of the bike = exclusion from the race by the judges – consult the timetable page 5.



Bike

Start biking at the line at the exit of the transition area:

- Helmet on head, chin strap closed Bib on the back attached to the belt
- The eventual stop of 42 sec. at the railway crossing (km 14.28) does not give rise to a bonus
- In the event of a penalty for drafting (blue card), you will have to stop in the penalty area at the arrival of the bike on your own initiative
- Abandonment of waste or equipment: only at refreshment points

Bike > running transition

L:

- Placing the bike on the bars without a numbered slot
- Removing the Run Bag from the Gantry
- Changing under tent
- Put remaining belongings in the bag collected by the organization

M & S:

- Drop-off of the bike at the numbered location
- Change at the location. The remaining business must not spill over into the neighbouring location

General race information



Running

Exceeding the time limit for the start of the run or 2nd loop L = disqualification by the refereeing judges

- Bib number at the front and visible
- Abandonment of waste or equipment only at refreshment points

L 2 laps 9,6km = 19,2km / 242m Elev.

M 1 lap 9,6km / 121m Elev.

S 1 lap 4,8km / 74m Elev.

Bike and belongings pick-up:

In the transition area with the bib and at the scheduled times (see the schedules on page 5).

AROUND THE RACE:

• Live tracking and results

Cartographic and chronometric monitoring of athletes' progress from a smartphone, tablet or computer:

<https://tri-obernai-benfled.v3.livetrail.net/fr/2026>

• Your souvenir photos

Link to www.triathlon-obernai.fr or www.sportograf.com by identifying yourself on the Obernai event with your bib number sportograf.com/event/19478



For photo identification, don't forget to place the bib number sticker (provided) on the front of your helmet.



ARRIVAL:

- Return of the microchip and strap after the finish line.
- Keep the bib for the collection of the bike and belongings
- Cooling showers
- Supply Massages

Finish area strictly reserved for competitors, accompanying persons forbidden.


TRIATHLON VILLAGE IN OBERNAI

- Partner stands
- Refreshment & food bar
- Giant screen with streaming of the events in progress



**Triathlon
International**
Obernai / Benfeld

**THE COUNTDOWN HAS BEGUN...
SEE YOU ON JUNE 6 & 7 AT THE STARTING LINE!**



triathlon-obernai.fr